

Discussion of "Inflation Expectations Measurement and its Effect on Inflation Dynamics in Colombia" by A. Sanchez-Jabba

Mariana García-Schmidt

Central Bank of Chile

BIS CCA Research Conference, Oct 2023, Ottawa

October 24, 2023

"The views expressed are those of the author and do not necessarily represent the views of the Central Bank of Chile or its board members."

Main idea paper

- ▶ How inflation expectations affect actual inflation dynamics in Colombia and if this depends on how the expectations are measured
- ▶ Takes different measures of expectations and estimates a NK Phillips curve and analyzes coefficient of the inflation expectation term
 - ▶ Market based measure (difference in rates of nominal and real bonds)

Main idea paper

- ▶ How inflation expectations affect actual inflation dynamics in Colombia and if this depends on how the expectations are measured
- ▶ Takes different measures of expectations and estimates a NK Phillips curve and analyzes coefficient of the inflation expectation term
 - ▶ Market based measure (difference in rates of nominal and real bonds)
 - ▶ Survey-based inflation expectations

Main idea paper

- ▶ How inflation expectations affect actual inflation dynamics in Colombia and if this depends on how the expectations are measured
- ▶ Takes different measures of expectations and estimates a NK Phillips curve and analyzes coefficient of the inflation expectation term
 - ▶ Market based measure (difference in rates of nominal and real bonds)
 - ▶ Survey-based inflation expectations
 - ▶ Model based inflation measure (semi-structural NK)

Main idea paper

- ▶ How inflation expectations affect actual inflation dynamics in Colombia and if this depends on how the expectations are measured
- ▶ Takes different measures of expectations and estimates a NK Phillips curve and analyzes coefficient of the inflation expectation term
 - ▶ Market based measure (difference in rates of nominal and real bonds)
 - ▶ Survey-based inflation expectations
 - ▶ Model based inflation measure (semi-structural NK)
- ▶ Conclusion is that all measures of inflation expectations have statistically significant effect, but the magnitudes depend on the measure of inflation expectations employed.

Main idea paper

- ▶ How inflation expectations affect actual inflation dynamics in Colombia and if this depends on how the expectations are measured
- ▶ Takes different measures of expectations and estimates a NK Phillips curve and analyzes coefficient of the inflation expectation term
 - ▶ Market based measure (difference in rates of nominal and real bonds)
 - ▶ Survey-based inflation expectations
 - ▶ Model based inflation measure (semi-structural NK)
- ▶ Conclusion is that all measures of inflation expectations have statistically significant effect, but the magnitudes depend on the measure of inflation expectations employed.

General Impression

- ▶ The topic is very important
- ▶ It is very useful to compare different measures of expectations and see which one relates more to actual inflation

General Impression

- ▶ The topic is very important
- ▶ It is very useful to compare different measures of expectations and see which one relates more to actual inflation
- ▶ The Phillips curve will always be a topic of interest for macro in general and central banking in particular.

General Impression

- ▶ The topic is very important
- ▶ It is very useful to compare different measures of expectations and see which one relates more to actual inflation
- ▶ The Phillips curve will always be a topic of interest for macro in general and central banking in particular.
- ▶ So the mixture of those two topics "never grows old"

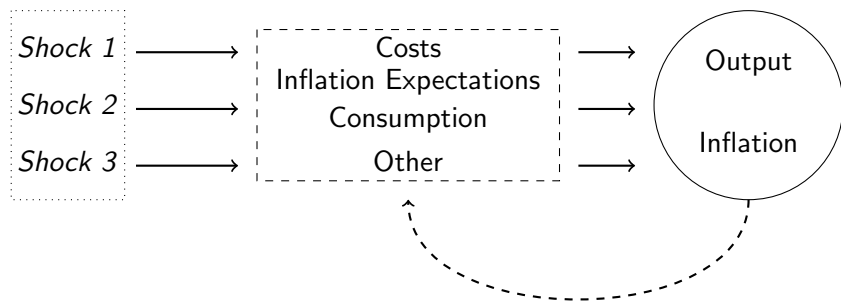
General Impression

- ▶ The topic is very important
- ▶ It is very useful to compare different measures of expectations and see which one relates more to actual inflation
- ▶ The Phillips curve will always be a topic of interest for macro in general and central banking in particular.
- ▶ So the mixture of those two topics "never grows old"
- ▶ So, I will focus on the questions that I had while reading the paper that I missed and I believe would improve Andres' analysis

General Impression

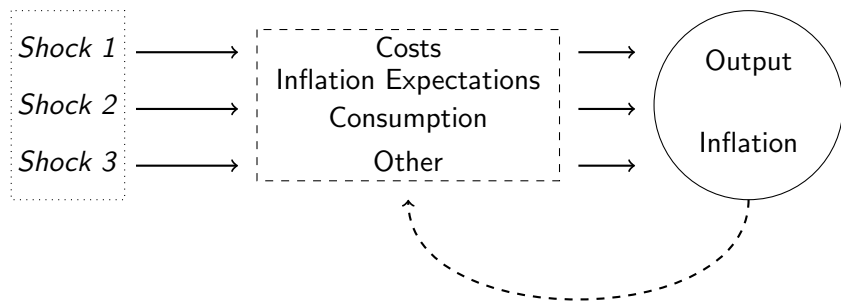
- ▶ The topic is very important
- ▶ It is very useful to compare different measures of expectations and see which one relates more to actual inflation
- ▶ The Phillips curve will always be a topic of interest for macro in general and central banking in particular.
- ▶ So the mixture of those two topics "never grows old"
- ▶ So, I will focus on the questions that I had while reading the paper that I missed and I believe would improve Andres' analysis

Alternative Empirical Methodology (1/3)



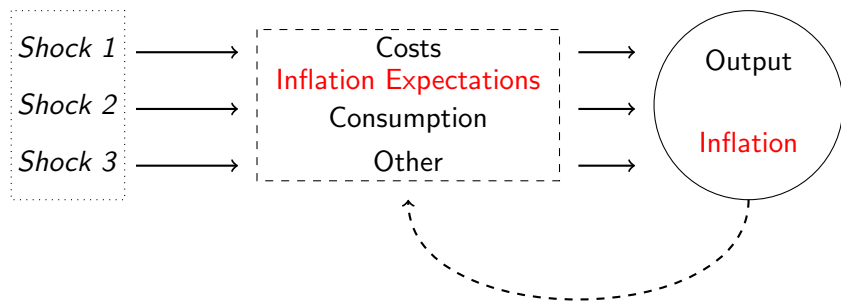
- ▶ Different shocks affect different variables, including inflation expectations, which in turn affect realizations of output and inflation

Alternative Empirical Methodology (1/3)



- ▶ Different shocks affect different variables, including inflation expectations, which in turn affect realizations of output and inflation

Alternative Empirical Methodology (1/3)



- ▶ You want to fix the rest of the diagram and isolate how different measures (or types) of inflation expectations affect inflation

Alternative Empirical Methodology (1/3)

- ▶ Estimating of the Phillips curve is one way of doing it
- ▶ But a hard one: it has a lot of endogeneity issues, it misses the dynamics, measure of output gap/real economic activity.

Alternative Empirical Methodology (1/3)

- ▶ Estimating of the Phillips curve is one way of doing it
- ▶ But a hard one: it has a lot of endogeneity issues, it misses the dynamics, measure of output gap/real economic activity.
- ▶ You do a very good job in trying to take care of all the issues

Alternative Empirical Methodology (1/3)

- ▶ Estimating of the Phillips curve is one way of doing it
- ▶ But a hard one: it has a lot of endogeneity issues, it misses the dynamics, measure of output gap/real economic activity.
- ▶ You do a very good job in trying to take care of all the issues
- ▶ I understood that the idea was more general than the specifics of the Phillips Curve

Alternative Empirical Methodology (1/3)

- ▶ Estimating of the Phillips curve is one way of doing it
- ▶ But a hard one: it has a lot of endogeneity issues, it misses the dynamics, measure of output gap/real economic activity.
- ▶ You do a very good job in trying to take care of all the issues
- ▶ I understood that the idea was more general than the specifics of the Phillips Curve
- ▶ So, in order to be more confident about the results, I would complement your analysis with a different method

Alternative Empirical Methodology (1/3)

- ▶ Estimating of the Phillips curve is one way of doing it
- ▶ But a hard one: it has a lot of endogeneity issues, it misses the dynamics, measure of output gap/real economic activity.
- ▶ You do a very good job in trying to take care of all the issues
- ▶ I understood that the idea was more general than the specifics of the Phillips Curve
- ▶ So, in order to be more confident about the results, I would complement your analysis with a different method
 - ▶ It could be a VAR with some ordering

Alternative Empirical Methodology (1/3)

- ▶ Estimating of the Phillips curve is one way of doing it
- ▶ But a hard one: it has a lot of endogeneity issues, it misses the dynamics, measure of output gap/real economic activity.
- ▶ You do a very good job in trying to take care of all the issues
- ▶ I understood that the idea was more general than the specifics of the Phillips Curve
- ▶ So, in order to be more confident about the results, I would complement your analysis with a different method
 - ▶ It could be a VAR with some ordering
 - ▶ It could be conditional to a "well" identified shock and use a VAR with an exogenous instrument
 - ▶ A monetary shock, international interest rate shock, commodity price shock

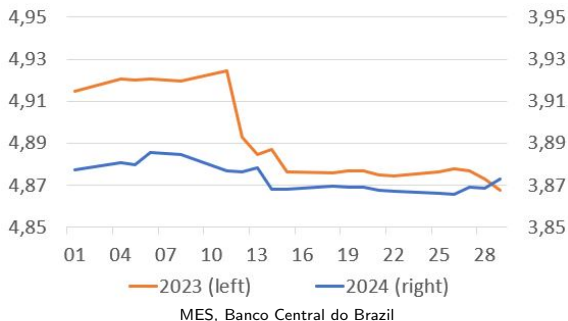
Alternative Empirical Methodology (1/3)

- ▶ Estimating of the Phillips curve is one way of doing it
- ▶ But a hard one: it has a lot of endogeneity issues, it misses the dynamics, measure of output gap/real economic activity.
- ▶ You do a very good job in trying to take care of all the issues
- ▶ I understood that the idea was more general than the specifics of the Phillips Curve
- ▶ So, in order to be more confident about the results, I would complement your analysis with a different method
 - ▶ It could be a VAR with some ordering
 - ▶ It could be conditional to a "well" identified shock and use a VAR with an exogenous instrument
 - ▶ A monetary shock, international interest rate shock, commodity price shock

Missing comparison of expectations measures (2/3)

- ▶ When talking about expectations of variables, the results can be different even if one uses the same source, but measured at different dates

Figure: Daily Inflation Expectations, September 2023, Means

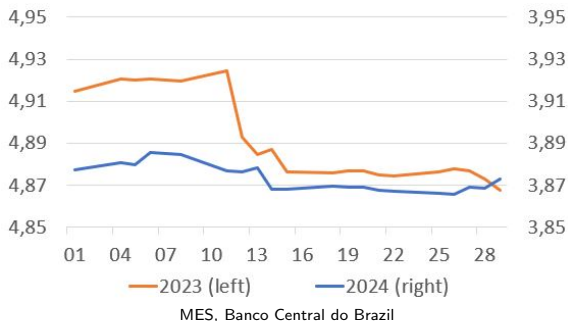


- ▶ Differences can just arise because the different expectations are measured at different dates (quantity of info available)

Missing comparison of expectations measures (2/3)

- ▶ When talking about expectations of variables, the results can be different even if one uses the same source, but measured at different dates

Figure: Daily Inflation Expectations, September 2023, Means



- ▶ Differences can just arise because the different expectations are measured at different dates (quantity of info available)

Missing comparison of expectations measures (2/3)

- ▶ I think that the analysis would be complemented with an exercise of comparing the expectations measures, including
 - ▶ A discussion of which would be an "optimal" inflation measure and which one of the ones you have is closest?
 - ▶ Graphical comparison of the measures
 - ▶ Discussion of the timing of the measure. Which has "more information" than the other

Missing comparison of expectations measures (2/3)

- ▶ I think that the analysis would be complemented with an exercise of comparing the expectations measures, including
 - ▶ A discussion of which would be an "optimal" inflation measure and which one of the ones you have is closest?
 - ▶ Graphical comparison of the measures
 - ▶ Discussion of the timing of the measure. Which has "more information" than the other
 - ▶ Analysis of bias and other characteristics of forecasts/expectations (Diebold & Lopez, 1995)

Missing comparison of expectations measures (2/3)

- ▶ I think that the analysis would be complemented with an exercise of comparing the expectations measures, including
 - ▶ A discussion of which would be an "optimal" inflation measure and which one of the ones you have is closest?
 - ▶ Graphical comparison of the measures
 - ▶ Discussion of the timing of the measure. Which has "more information" than the other
 - ▶ Analysis of bias and other characteristics of forecasts/expectations (Diebold & Lopez, 1995)
- ▶ Given all that you would have an idea of which one "should" be better and test if that actually is what happens

Missing comparison of expectations measures (2/3)

- ▶ I think that the analysis would be complemented with an exercise of comparing the expectations measures, including
 - ▶ A discussion of which would be an "optimal" inflation measure and which one of the ones you have is closest?
 - ▶ Graphical comparison of the measures
 - ▶ Discussion of the timing of the measure. Which has "more information" than the other
 - ▶ Analysis of bias and other characteristics of forecasts/expectations (Diebold & Lopez, 1995)
- ▶ Given all that you would have an idea of which one "should" be better and test if that actually is what happens

Additional smaller comments (3/3)

- ▶ The inflation measure is core, but expectations (I guess) is of the main index. Did you try with the same measure in the actual and expected data?
- ▶ I missed a description of the model

Additional smaller comments (3/3)

- ▶ The inflation measure is core, but expectations (I guess) is of the main index. Did you try with the same measure in the actual and expected data?
- ▶ I missed a description of the model
- ▶ I missed a description of who answers the survey: is it professionals? or a mixture? how many institutions/people?
 - ▶ There are many differences found in the literature depending on who answers the surveys (Coibion & Gorodnichenko)

Additional smaller comments (3/3)

- ▶ The inflation measure is core, but expectations (I guess) is of the main index. Did you try with the same measure in the actual and expected data?
- ▶ I missed a description of the model
- ▶ I missed a description of who answers the survey: is it professionals? or a mixture? how many institutions/people?
 - ▶ There are many differences found in the literature depending on who answers the surveys (Coibion & Gorodnichenko)
- ▶ I missed a discussion of what to expect and the different mechanisms in which different expectations can affect. Should we expect them to give different results? Or is this a problem of the measures/models?

Additional smaller comments (3/3)

- ▶ The inflation measure is core, but expectations (I guess) is of the main index. Did you try with the same measure in the actual and expected data?
- ▶ I missed a description of the model
- ▶ I missed a description of who answers the survey: is it professionals? or a mixture? how many institutions/people?
 - ▶ There are many differences found in the literature depending on who answers the surveys (Coibion & Gorodnichenko)
- ▶ I missed a discussion of what to expect and the different mechanisms in which different expectations can affect. Should we expect them to give different results? Or is this a problem of the measures/models?
- ▶ I missed confidence intervals of the coefficients to see directly if the different options are included in the interval of the other measures

Additional smaller comments (3/3)

- ▶ The inflation measure is core, but expectations (I guess) is of the main index. Did you try with the same measure in the actual and expected data?
- ▶ I missed a description of the model
- ▶ I missed a description of who answers the survey: is it professionals? or a mixture? how many institutions/people?
 - ▶ There are many differences found in the literature depending on who answers the surveys (Coibion & Gorodnichenko)
- ▶ I missed a discussion of what to expect and the different mechanisms in which different expectations can affect. Should we expect them to give different results? Or is this a problem of the measures/models?
- ▶ I missed confidence intervals of the coefficients to see directly if the different options are included in the interval of the other measures